

# HFZ - Singlephase 230Vac - Up to 2030W - 24V,36V,48V

## CODING (example)

MODEL	V	A	CURVE code
HFZD	24	60	P00


## SUITABLE BATTERIES

Lead acid - PzS  
 GEL - AGM - VRLA - PzV  
 Lithium - (on demand)

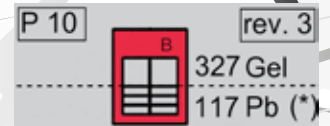
## EXPECTED RECHARGE TIME

7-13,5h

## MAIN APPLICATIONS



# HFZ



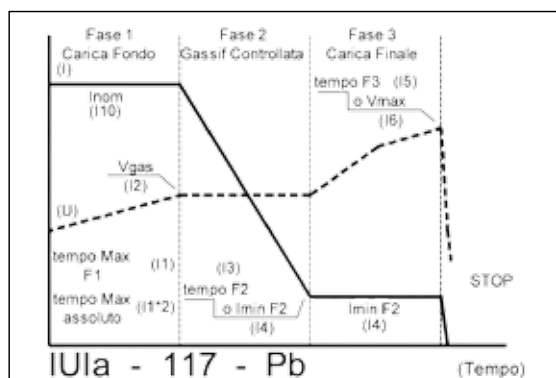
## MODELS AVAILABLE

V	A	VAC	CODE	Ah in 7-8,5h*	Ah in 11-13,5h*	cabinet code
24	40	1x230	HFZD 24/ 40	183-271	370-443	3
24	50	1x230	HFZD 24/ 50	233-345	471-564	3
24	60	1x230	HFZD 24/ 60	278-413	563-675	3
36	30	1x230	HFZD 36/ 30	137-203	277-332	3
36	40	1x230	HFZD 36/ 40	183-271	370-443	3
48	20	1x230	HFZD 48/ 20	91-136	185-222	3
48	30	1x230	HFZD 48/ 30	137-203	277-332	3

\*Ah referred to lead acid batteries

## MAIN CHARGING PROFILES AVAILABLE

IUa
IUoU
IUIa
IUIU
on demand



### GENERAL CHARACTERISTICS

General information	High Frequency charger - switching technology
Visual Signalling	Single LED (3 colours) on the front side
External Signalling (optional)	Single LED (3 colours)
Charger setting	(by DIPs) Charging Profile (0-1) (by PC) Voltage (cell by cell) and 7 preset charging profiles
Switch (on-off)	Present (near to the input cable)
Storage Data	Charger gives a Report of the last 25 charges and other information (by PC)
Operating Temperature	-20°C to +40°C full power +55°C with derating
Storage Temperature	-20°C to +60°C
Max Humidity	RH 90% without condensation

### ELECTRICAL CHARACTERISTICS AND SAFETIES

Mains	Vac 230V (1ph) +/-10% 50-60Hz
Efficiency	>85%
Input Protection	Fast Fuse
Output Protection	By relay (reverse polarity protection)
Thermal Protections	A probe on the diodes forces a derating or stops charging if needed (can be set)
Insulation	2 kV
Output short circuit	Protected (by undervoltage) chargers shut down in few seconds
Opening Output Cables	Protected (by undervoltage) chargers shut down in few seconds

### OPTIONALS

On board	Inhibitor cable - Vac presence relay
On board	Remote Led
Stand alone / wall mounted	Cable holder
On board / stand alone / wall	Thermal coating

### MECHANICAL CHARACTERISTICS

Dimension	312 (L-body) 191 (W) 75(h) 362 (L- plate) mm.
Wall mounting	350x100 mm.
Protection Degree	IP21 (vertical)
Installation requirements	Forced ventilation charger. Do not cover air openings (distance 300mm typ.)
Weight	3,63 Kg (without cables); 4,87 Kg (with std cables)
Input cable length	2.350 mm (length)
Input Plug	Schuko 16A/250V (CEE 7/7)
Output cable	2.500 mm (length)
Output Plug	Optional
Packaging	404 (L) 233 (W) 147 (h) mm

